

Program Selection



NSLI
FOR YOUTH
Scholarships to Study
Language Abroad

IMPORTANT! This application is intended for U.S. citizens. If you are NOT a citizen of the United States of America, **this is not the correct application for you.** Please visit <https://exchanges.state.gov/> for more information on how to apply for programs to the United States.

Eligibility Test

1)
Are you a U.S. citizen?

Choose one

Yes

No

2)
Date of Birth

Use the calendar, or enter in the format MMM dd, yyyy (e.g., Sep 01, 2005)

Note: Eligible students must have birthdates within the ranges listed below:

- *NSLI-Y (Summer): July 10, 2004 - June 10, 2008*
- *NSLI-Y (Academic Year): August 30, 2004 - June 30, 2008*
- *FLEX Abroad/YES Abroad: December 30, 2004 - June 30, 2008*

Jun 22, 2008 [Open Calendar](#)

3)
Are you currently enrolled in grades 9, 10, 11, or 12 (high school or home school equivalent)?

Choose one

Yes

No

3a)
Your Current Grade

Choose one

11th Grade

You May Be Eligible

Based on the information you provided in this eligibility test, you are eligible to apply for the following programs, as long as you also meet any additional eligibility requirements:

- NSLI-Y 2023-2024(Academic Year)
- FLEX Abroad 2023-2024
- YES Abroad 2023-2024

Additional eligibility requirements are outlined in Section 3 of this online application "**Program Introduction and Deadlines**".

Programs Covered Under this Single Application

4)

Choose the program(s) you are applying to:

Check one or more

- NSLI-Y 2023
- FLEX Abroad 2023
- YES Abroad 2023

Save Changes

About the Application - Table of Contents

Application Deadline

NSLI-Y: **Thursday 03 Nov 2022 4:00 PM U.S. Eastern Time**

FLEX Abroad/YES Abroad: **Wednesday 07 Dec 2022 4:00 PM U.S. Eastern Time**



Sections of the Application

1. Program Selection
- B. About the Application
 1. Table of Contents
 2. Program Introduction and Deadlines
 3. How to Apply
- C. Personal Information
 1. About You
 2. Certify Your Eligibility
 3. Family Information
 4. International Experience
 5. Activities and Hobbies
 6. Internships, Paid Work, and Jobs
 7. Awards, Honors, and Special Recognition
- D. Documents
 1. Transcripts
 2. Terms and Conditions
- E. Recommendation and Statement Requests
 1. Recommendation
 2. Parent/Legal Guardian Statement (not considered in the selection process)

- F. Host Family Letter and Essays
 - 1. Self-Introduction to Host Family and Language Instructors
 - 2. Essays
- G. Language Experience
 - 1. Knowledge of Languages
- H. Placement Information
 - 1. Program or Country Preferences
- I. NSLI-Y Language Experience
 - 1. Self-Assessment of NSLI-Y Language Preferences
- J. NSLI-Y Previous Experience
 - 1. International and Cultural Exchange Experience
- K. Placement Information
 - 1. Physical, Health, or Learning Accommodations
- L. Statistical Information
 - 1. Statistical Information (optional and not considered in the selection process)
- M. Submit Your Application
 - 1. Review and Submit

About the Application - Program Introduction and Deadlines

Application Deadline

NSLI-Y: **Thursday 03 Nov 2022 4:00 PM U.S. Eastern Time**

FLEX Abroad/YES Abroad: **Wednesday 07 Dec 2022 4:00 PM U.S. Eastern Time**



**NSLI
FOR YOUTH**
Scholarships to Study
Language Abroad

Program Introduction

NSLI-Y, FLEX Abroad, and YES Abroad are U.S. Department of State programs for American youth, administered by American Councils for International Education. Through these programs, nearly 1,000 U.S. high school students study abroad, learn another language, engage with other cultures, and participate in citizen diplomacy each year.

The exchanges promote mutual understanding, youth leadership, global education, and international dialogue. Participants are immersed in the cultural life of the host community through host family stays, peer to peer interactions, cultural activities and excursions, and engagement with local schools or other organizations. By exchanging language, culture and values, students build trust and long-lasting relationships between the United States and communities abroad. Previous language study is not required to participate.

Program Overview

NSLI-Y, FLEX Abroad, and YES Abroad

Program Overview

NSLI-Y, FLEX Abroad, and YES Abroad are programs of the
U.S. Department of State's
Bureau of Educational and Cultural Affairs (ECA)



Program Overview Video

Learn about the 2023-2024 programs of the National Security Language Initiative for Youth, Kennedy-Lugar Youth Exchange and Study (YES) Abroad, and Future Leaders Exchange (FLEX) Abroad, youth scholarship programs of the U.S. Department of State!

[Watch Program Overview Video on YouTube](#)

National Security Language Initiative for Youth (NSLI-Y)

Program Duration: **Summer** -- or -- **Academic Year**

[The National Security Language Initiative for Youth \(NSLI-Y\)](#) provides merit-based scholarships for eligible high school students and recent high school graduates to learn less commonly taught languages through intensive overseas immersion programs. NSLI-Y prepares young Americans to succeed in the 21st century's global economy - by developing their foreign language skills, increasing their cross-cultural understanding, strengthening their leadership capacity, and fostering new academic insights and ambitions. Many alumni go on to pursue education and careers vital to U.S. national security. **Applicants may choose to apply for Summer (6 to 8-week) and/or Academic Year (10 month) programs.**

Future Leaders Exchange Abroad (FLEX Abroad)

Program Duration: **Academic Year Only**

[The Future Leaders Exchange Abroad \(FLEX Abroad\)](#) program is the reciprocal extension of the FLEX program, an international exchange program for students from more than 20 countries in Europe and Eurasia. By living with a host family and attending a host high school, participants develop relationships with citizens of their host country, learning the culture, history, and language of their host community and sharing their American experience in return. The FLEX Abroad program sends American high school and gap-year students abroad to three FLEX countries: **Georgia, Kazakhstan, and Poland**. FLEX Abroad only offers **Academic Year (10 month) programs**.

Kennedy-Lugar Youth Exchange and Study Abroad (YES Abroad)

Program Duration: **Academic Year Only**

[The Kennedy-Lugar Youth Exchange and Study Abroad \(YES Abroad\)](#) program is an extension of the YES program for international students. YES began in 2002 in a bi-partisan act of Congress as a response to the tragic events of September 11, 2001. International participants from approximately 40 countries with significant Muslim populations in Europe, Africa, the Middle East, and Asia spend their 10-month exchange experience living with a host family, attending a local high school, acquiring leadership skills, and engaging in activities to learn about U.S. society and values. Americans have traveled to select YES countries on YES Abroad since 2009, educating others about American society and values and promoting mutual understanding between the United States and their host countries by forming lasting relationships. With almost 14,000 YES and YES Abroad alumni, the program helps students develop the skills to become leaders in the global community. YES Abroad only offers **Academic Year (10 month) programs**.

[Download our side-by-side comparison one-pager of programs.](#)

For information about the programs, please visit:

- **NSLI-Y:** www.nsliforyouth.org
- **FLEX Abroad:** www.discoverflex.org/flex-abroad
- **YES Abroad:** www.yes-abroad.org

Want to bring the world to you? Host an international exchange student in your home. Learn how at: hosting.state.gov

Application Deadline and Required Documents

Deadline (Eastern Standard Time)		Tasks Due
NSLI-Y	FLEX Abroad YES Abroad	
Thursday, November 03, 2022 04:00 PM	Wednesday, December 07, 2022 04:00 PM	<p>Online application form (this form) completed by the applicant.</p> <p>Terms and Conditions signed by applicant and parents/legal guardians in Section 13 of this online form.</p> <p>Transcript submission uploaded by the applicant (preferred option) or delivered electronically if required by school</p>
NSLI-Y	FLEX Abroad YES Abroad	Supplemental Documents Due
Thursday, November 10, 2022 04:00 PM	Wednesday, December 14, 2022 04:00 PM	<p>Parent/legal guardian statement submitted by your parent/legal guardian. (for further instructions on how to request a statement, please visit Section 15 of this form)</p> <p>Recommendation completed a teacher, school counselor, school administrator, coach, youth organization leader or coordinator, employer, etc. (for further instructions on how to request a recommendation, please visit Section 14 of this form)</p>

Questions?

Contact program staff during business hours, 9:00 AM–5:00 PM U.S. Eastern Time, Monday–Friday, at:

Email: highschoolstudyabroad@americancouncils.org


Telephone: 800–380–6552 (toll free, USA only)

About the Application - How to Apply

Application Deadline

NSLI-Y: **Thursday 03 Nov 2022 4:00 PM U.S. Eastern Time**

FLEX Abroad/YES Abroad: **Wednesday 07 Dec 2022 4:00 PM U.S. Eastern Time**



IMPORTANT! Do not use your web browser's back button to move between pages within this online form. This might erase information from your form that cannot be recovered. Use **only** the "Sections" menu on the left, including the → (next) and ← (previous) arrows to switch to the next and previous sections of the form.

How to Apply

Online Application Form

Complete and submit the application form online. All applications, recommendations, transcripts, and parent/legal guardian statements must be submitted online, unless this requirement presents a significant impediment to applying for a scholarship. Applicants who need assistance may contact American Councils at 800-380-6552, or highschoolstudyabroad@americancouncils.org.

Applying for Multiple Programs

This application is used for three (NSLI-Y, FLEX Abroad, and YES Abroad) programs. You can apply to one, two or all three of these programs. To apply for more than one program, you must hit the submit button for each program on the final page of the application.

NOTE: You can tailor the written portions of the application form for each program before submitting. For example, if applying to NSLI-Y first, you may focus on language learning goals in your written responses. After submitting the application for NSLI-Y, you may then return to your written responses to adapt your host family letter and essays to reflect your interest in cultural immersion for FLEX Abroad and YES Abroad. We recommend tailoring your host family letter and essays for each program before submitting your application to that program.

Terms and Conditions

Carefully read the Terms and Conditions. This form must be signed by the applicant and all parents or legal guardians. Upload the completed signature page of the Terms and Conditions Form to the application.

Grade Transcripts

Submitted transcripts must be in English (or include English translation) and include:

- Your full name
- Your high school name(s)
- **All** completed courses (with grades if given by your school) in your high school career and current class schedule. No grades or courses should be redacted.
- Cumulative GPA (NSLI-Y requires a minimum GPA of 2.5, while FLEX Abroad/YES Abroad have **no minimum GPA requirement**)

Redact Sensitive Personal Information

Only the following should be redacted from your transcript before it is submitted:

- Social security number
- Immunization history
- Race/ethnicity

9th Grade and Homeschooled Applicants

- **9th grade applicants:** Provide a transcript or grade report from grade 8. You as the applicant should upload your 9th grade course schedule in section 12 of the application.
- **Homeschooled applicants:** Your homeschool supervisor must complete the homeschool transcript form provided in section 12 of the application.

How to Deliver Your Transcript to American Councils

- **Preferred Delivery Method:** Upload a complete, legible copy of your grade transcript to the transcript upload page in Section 12 of this application.
- *Alternate Delivery Method:* If you cannot access a transcript that meets the above criteria, request that your official grade transcript be sent via electronic delivery service, such as [Parchment](#), to American Councils at: **highschoolstudyabroad@americancouncils.org**

Note: If you do not submit a transcript that meets the requirements above, or if program staff have concerns about the validity or accuracy of your transcript, you may be asked to submit an official transcript.

Recommendation

Have **one (1)** adult submit a recommendation using the online form. The recommendation must be submitted by 4:00 PM Eastern Time on:

- **November 10, 2022**, if you are applying for NSLI-Y
- **December 14, 2022**, if you are **only** applying for FLEX Abroad and/or YES Abroad

Parent/Guardian Statement

Have **one (1)** parent/legal guardian submit a statement online supporting the application. The statement must be submitted by 4:00 PM Eastern Time on

- **November 10, 2022**, if you are applying for NSLI-Y
- **December 14, 2022**, if you are **only** applying for FLEX Abroad and/or YES Abroad

Note: Any technical problems with the application form should be reported by email to highschoolstudyabroad@americancouncils.org using the following subject line convention:

**Relevant Program Name (NSLI-Y/FLEX Abroad/YES Abroad), Last Name, First Name, Reference Code:
Email Subject**

Example: NSLI-Y, Doe, Jane, ABCE1234: Question about application

Note: Your reference code is the eight-digit, randomly assigned code at the top of this page with four letters and four numbers that identifies your unique application.

Applicants are strongly encouraged to **ask any questions and submit their applications well in advance of the application deadline**. American Councils for International Education bear no responsibility for data transmission problems in submitting the application.

How to Use this Online Form

Moving from Section to Section

This form includes more than one section (pages). They are listed in the "Sections" menu that can be found in the navigation menu at the left side of each page. Select any section from the menu to jump to that section. Press the → (next) and ← (previous) arrows to switch to the next and previous sections of the form.

Saving Your Work

Save your work regularly by pressing the "Save Changes" button found at the bottom of any page.

Completing Your Form in Multiple Sessions

It is not necessary to complete your online form in one sitting. To continue later, press the "Save Changes" button found at the bottom of each page. You may log in to your application any time thereafter until the deadline to complete your application.

Required Fields

A * next to a question indicates a required field. You must provide this information in order to submit your form.


Word and Character Counts Used in this Online Form

Use the counter tool in this form to track the word character limits specified for some questions. Please note that this count may not be the same as counts indicated by Microsoft® Word, or other word-processing tools.

Submitting Your Form

To submit your form, **you must press the "Submit" button** on the last page. If applying to multiple programs, you must press the "Submit" button for each program. If you do not press the Submit button, your form will not be considered for selection. Once you submit your application for a given program, you will no longer be able to make changes to any section of the application for that program, but you may go back and make changes before submitting for other programs. After submitting your application, you will receive a confirmation email. If you did not receive a confirmation email, your application was not successfully submitted. Be sure to confirm that your application was submitted; there may be incomplete items that need to be addressed before your application can be successfully submitted. If applying to multiple programs, you will receive a confirmation email after each application submission.

Downloading Documents from this Website



The free [Adobe Reader](#) is required to open and view most documents on this website.

Uploading Documents to Your Form

If you are required to upload a document, you may upload only files of the following types: PDF, JPG/JPEG, PNG, GIF, or TIF/TIFF with a file size no greater than 5 MB. Encrypted or password-protected files will not be accepted

unless "Read Only" capability is enabled. A number of free online tools are readily available to convert or resize your files.

Personal Information - About You

About You

1)

Legal Name:

As indicated on your birth certificate, passport, or other government-issued ID

- Use **English** characters only.
- **Do not use** accent or diacritical marks.
- Use proper capitalization. **Do not use** all UPPERCASE or all lowercase letters.
- If you do not have a "Middle Name," leave that box blank.

Legal First Name

Legal Middle Name

Legal Last Name

2)

Your Preferred Nickname

3)

Gender

Choose one

School Information

4)

Are you home-schooled?

Yes

No

5)

i **If you are home-schooled**, for the "School Name" field, enter "Home School".

School Name and Address

FIRST, choose country BEFORE state/province/region

School Name	<input type="text"/>
Country	<input type="text"/>
City	<input type="text"/>
State/Province/Region	<input type="text"/>

6)
Are you enrolled in an international baccalaureate (IB) program?

Choose one

- Yes
 No

7)
Your Anticipated Graduation Date

Enter in format "Mmm yyyy". Example: "Jun 2024".

Place of Birth

8)
Place of Birth

FIRST, choose birth country BEFORE birth state/province/region

Birth Country	<input type="text"/>
Birth City	<input type="text"/>
Birth State/Province/Region	<input type="text"/>

Passport and Citizenship

9)
Do you have a valid U.S. passport?

Note: It is not required to have a passport at the time of application .

- Yes
 No

Passport processing time may be lengthy. Currently, passport processing may take up to 18 weeks. Applicants are strongly encouraged to apply for a passport as soon as possible if they do not have one that meets validity requirements. Applicants should be prepared to provide their valid passport information, upon request, by late-February 2023. If selected, be aware that passports may need to be physically available for 3 months prior to the program start for visa processing.

*Finalists must have a United States passport that is valid for **at least six months** after their anticipated program end date. For NSLI-Y summer finalists, passports should be valid until March 2024; Academic year finalists should have passports that are valid until mid-January 2025 for all academic year programs. Your parent(s) or legal guardian(s) may also be required to have a valid passport(s) and/or provide residency or custody documentation to obtain a visa if you are selected for India or China.*

10)
Can you be considered a citizen of any country other than the United States?

- Yes
 No

Your Contact Information

Mailing Address:

11)

Mailing Address

FIRST, choose country BEFORE state/province/region

Country	<input type="text"/>
Street Address	<input type="text"/>
City	<input type="text"/>
State/Province/Region	<input type="text"/>
ZIP/Postal Code	<input type="text"/>

12)
Is the physical address of your home the same as your mailing address?

- Yes
 No

Telephone Numbers:

- Include area code, or country and city/mobile codes (for numbers outside North America)*

13)
Primary Telephone


Type

- Home Mobile

14)
Alternate Telephone

Type

- Home Mobile

15)
 Ensure that your email address is typed in correctly. Important and time-sensitive notifications will be sent to this email address.

Primary Email Address

This will be program administration's primary method of communicating with you and should be an email address that is and will be checked often. This should be the applicants email address and not a parent/guardian's.

16)
Alternate Email Address

Some email messages from program administration will be sent to both the primary and alternate email addresses. The alternate email address can be a personal, family, or parent/guardian's email address.

Save Changes

Personal Information - Certify Your Eligibility

Certification of Eligibility

Answering "False" to any of the following questions indicates that you are not eligible for the 2023-24 program. Please contact highschoolstudyabroad@americancouncils.org if you have any questions about the eligibility requirements.

Please review the [2023-24 Eligibility Policy for Outbound Youth Programs](#) and consult program specific requirements at:

- NSLI-Y: <https://www.nsliforyouth.org/how-to-apply/eligibility/>
- FLEX Abroad: <https://www.discoverflex.org/flex-abroad>
- YES Abroad: <https://www.yes-abroad.org/how-to-apply>

1)

I am a U.S. citizen.

Choose one

- True
- False

2)

I am currently enrolled in high school or home school equivalent grades 9-12 at the time I submit this application.

Choose one

- True
- False

3)

I have **not** participated in a long-term in-person U.S. Department of State's Bureau of Educational and Cultural Affairs (ECA) youth exchange program.

Short-term ECA programs	Long-term ECA programs
<ul style="list-style-type: none">○ American Youth Leadership Program (AYLP)○ Youth Leadership Program (participants who travelled overseas only)○ Youth Ambassadors Program○ National Security Language Initiative for Youth (NSLI-Y) summer program	<ul style="list-style-type: none">○ Congress-Bundestag Youth Exchange (CBYX)○ Kennedy-Lugar Youth Exchange and Study Abroad (YES Abroad)○ National Security Language Initiative for Youth (NSLI-Y) academic year program○ Future Leaders Exchange Abroad (FLEX Abroad)

Choose one

- True
- False

4)

I understand that alumni of a short-term in-person (not virtual) ECA youth exchange programs may only apply for academic year programs that take place in a different calendar year. Alumni of virtual programs may apply for summer or academic year programs. I confirm that my application meets this requirement.

Choose one

- True
- False

5)

I do not have any immediate family members who work at the U.S. Department of State, U.S. Agency for International Development, or public or private organizations that are under contract or financial agreement awards with the U.S. Department of State on U.S. Department of State exchange programs.

Choose one

- True

False

6)

I have a grade point average (GPA) or equivalent of 2.5 or higher on a 4.0 scale. *This requirement is only for NSLI-Y. If you mark "False", you are still eligible for FLEX Abroad and YES Abroad.*

Choose one

True

False

Save Changes

Personal Information - Family Information

For placement and administrative purposes, please list the members of your family below. This information is required for legal guardians. For anyone else living in the home, this information is optional, but is helpful for host family matching and on-program support.

About Your Parents / Legal Guardians

1)

Push "Add 1 More" button at the bottom of the page, to add information about your second parent.

Please list each and every one of your parents, step-parents, legal guardians, or any other adult responsible for you as applicable:

*Anyone listed as a parent or legal guardian in your application must be identified by the **same name** in other forms that require the signature of parents/legal guardians.*

1a)

Title

1b)

Parents/Legal Guardians

Legal First Name

Legal Last Name

Gender

Relationship

Does this person have legal custody of you?

Telephone Number

Type (Home/Mobile/Work)

Email Address (Personal/Work/Family)

Do you ever live with this parent/legal guardian at the physical address you input in the Section 5 (About

You)?

1c)

Does this person have a current and valid passport from any country?

Providing information on parent passport status and country of birth is optional.

We provide a space to collect this information as it may impact the visa application for certain host countries.

The information is not considered when evaluating and selecting participants but may be useful for program staff in facilitating the visa application process.

Yes

No

1d)

Country of Birth

2)

Do you want to provide information about additional people living in your household?

Select one

Yes

No

Alternate Emergency Contact

In the event your parents or legal guardians cannot be contacted, please provide at least **one (1) adult who does not live with you** as your alternate emergency contact person. To ensure that program staff can contact this individual promptly in case of an emergency, a phone number and email address **must** be provided for this individual. List only an individual for whom this information can be provided:

3)

Emergency Contact

First Name

Last Name

Gender

Relationship With Applicant

Phone Number

Phone Type (Home/Mobile/Work)

Email Address (Personal/Work/Family)

Personal Information - International and Exchange Experience

1)

Have you previously participated in any other overseas exchange program(s)?

Yes

No

2)

Have you previously participated in any virtual exchange program(s)?

Yes

No

3)

If selected for NSLI-Y, FLEX Abroad or YES Abroad, would this be your first time traveling outside of the United States?

- Yes
- No

4)
Do you plan to travel abroad after submitting this application?

- Yes
- No

5)
Do you have any relatives or close friends that live in NSLI-Y, FLEX Abroad or YES Abroad host locations?

NSLI-Y, FLEX Abroad and YES Abroad host countries may include Bosnia and Herzegovina, Bulgaria, China, Egypt, Estonia, Georgia, Ghana, India, Indonesia, Jordan, Kazakhstan, Kyrgyzstan, Latvia, Moldova, Malaysia, Morocco, North Macedonia, Philippines, Poland, Senegal, South Korea, Taiwan, Tajikistan, Thailand, and Turkey.

- Yes
- No

Save Changes

Personal Information - Activities and Hobbies

Instructions:

- Provide descriptions for activities/hobbies that you have participated in, if applicable.
- You may list up to seven (7) activities/hobbies.
- List your activities/hobbies in reverse chronological order, i.e., starting with the most recent first.
- Share with us those activities/hobbies that are most important to you or that are most relevant to the program(s) you are applying to.
- Use your best estimate for hours per month. If you are including a seasonal activity, list the average hours per the months that you engage in the activity.

If you receive an error, verify that you are using the correct date format. An example of a correct date format is 08/2022.

Activities, Athletics, and Organizations

1)
List only those activities and organizations in which you have been a frequent participant within the past three years. List the activities that you value most and that are relevant to the program(s). Include activities such as Scouts, volunteer work, religious youth groups, peer tutoring, sports teams, etc. Be sure to briefly specify any leadership roles you held with those groups, such as club president, team captain, or other position:

#	Activity or Organization	Description	Hours per Month	Start Date (mm/yyyy)	Still Participating?	If no, End Date (mm/yyyy)
1	<input type="text"/>	<div style="border: 1px solid gray; padding: 5px; min-height: 100px;"> <div style="text-align: right; margin-bottom: 5px;">▲</div> <div style="text-align: left; margin-bottom: 5px;">▼</div> <div style="display: flex; justify-content: space-between; margin-top: 5px;"> ◀ ▶ </div> </div> <p><i>0 words counted. Maximum of 40 words allowed.</i></p>	<input type="text"/>	<input type="text"/>	<input type="radio"/> Yes <input type="radio"/> No	

Creative Work, Hobbies, and Special Training

2)

Include recent activities such as music, dance, drama, performing arts, and foreign languages that you have pursued to the point of some mastery:

#	Name	Description	Hours per Month	Start Date (mm/yyyy)	Still Participating?	If no, End Date (mm/yyyy)
1	<input type="text"/>	<div style="border: 1px solid #ccc; padding: 5px; min-height: 60px;"> <input type="text"/> </div> <p><i>0 words counted. Maximum of 25 words allowed.</i></p>	<input type="text"/>	<input type="text"/>	<input type="radio"/> Yes <input type="radio"/> No	

Save Changes

Personal Information - Internships, Paid Work and Jobs

Instructions:

- Provide descriptions of any internships/paid work or jobs you have had, if applicable.
- You may list up to seven (7) internships/paid work/jobs.
- List them in reverse chronological order, i.e., starting with the most recent first.
- Share with us those internships/paid work/jobs that are most important to you or that are most relevant to the program(s) you are applying to.

If you receive an error, verify that you are using the correct date format. An example of a correct date format is 08/2022.

1)

Specify the type of work and describe your responsibilities:

#	Employment Title/Position	Description	Hours per Month	Start Date (mm/yyyy)	Still Employed?	If no, End Date (mm/yyyy)
1	<input type="text"/>	<div style="border: 1px solid #ccc; padding: 5px; min-height: 60px;"> <input type="text"/> </div> <p><i>0 words counted. Maximum of 25 words allowed.</i></p>	<input type="text"/>	<input type="text"/>	<input type="text"/>	

Save Changes

Personal Information - Awards, Honors, and Special Recognition

Instructions:

- Provide descriptions of awards, honors or accolades that you have received, if applicable.
- You may list up to seven (7) accolades.
- List your accolades in reverse chronological order, i.e., starting with the most recent first.
- Share with us those accolades that are most important to you or that are most relevant to the program(s) you are applying to.

If you receive an error, verify that you are using the correct date format. An example of a correct date format is 08/2022.

1)

Briefly describe the award:

#	Description	Award Date (mm/yyyy)
1	<input type="text"/>	<input type="text"/>

Documents - Transcripts

Transcript Upload Instructions

How to Deliver Your Transcript to American Councils

- **Preferred Delivery Method:** Upload a complete, legible copy of your grade transcript in the upload question below.
- *Alternate Delivery Method:* If you cannot access a transcript that meets the required criteria, request that your official grade transcript be sent via electronic delivery service, such as [Parchment](#), to American Councils at: highschoolstudyabroad@americancouncils.org

Grade Transcripts Requirements

Submitted transcripts must be in English (or include English translation) and include:

- Your full name
- Your high school name(s)
- **All** completed courses (with grades if given by your school) in your high school career and current class schedule. No grades or courses should be redacted.
- Cumulative GPA (NSLI-Y requires a minimum GPA of 2.5, while FLEX/YES Abroad have **no minimum GPA requirement**)

Redact Sensitive Personal Information

Only the following should be redacted from your transcript before it is submitted:

- Social security number
- Immunization history
- Race/ethnicity

Note: If you do not submit a transcript that meets the requirements above, or if program staff have concerns about the validity or accuracy of your transcript, you may be asked to submit an official transcript.

1)
How will you deliver your transcript?

- PREFERRED METHOD I will upload my transcript below
- My school will deliver my transcript via an electronic delivery service, such as Parchment, to highschoolstudyabroad@americancouncils.org

Questions?

Contact program staff during business hours, 9:00 AM–5:00 PM U.S. Eastern Time, Monday–Friday, at:

Email: highschoolstudyabroad@americancouncils.org

Telephone: 800–380–6552 (toll free, USA only)

If you are NOT able to request your transcript from school, please email us at: highschoolstudyabroad@americancouncils.org for instructions.

Save Changes

Document - Terms and Conditions

Instructions

Each applicant must submit a signed copy of the Terms and Conditions signature page. The applicant and all parents/legal guardians must carefully read the document and sign the form; e-signatures will not be accepted. **Failure to comply with the Terms and Conditions could result in the following: probation, cancellation of application, termination of scholarship, or dismissal from the program. Applicants and their parents/legal guardians should save a copy of the Terms and Conditions for future reference.**

Applicants should upload the scanned copy of the fully signed final page of the form before submitting the application.

Step One

1)
Download a copy of the **Terms and Conditions** document using the link below.

2)
Read and sign agreement where indicated on the last page. **The applicant and all parents/legal guardians MUST sign this agreement.**

Document	Instructions
Terms and Conditions	This agreement must be signed by the applicant and all parents/legal guardians.

Upload Terms and Conditions Form

3)

Scan the signature page of the Terms and Conditions document and upload it below. Remember, the form must be signed by the applicant and all parents/legal guardians.

You will be taken briefly to another screen while your file is validated by this system.

File types allowed: PDF, JPG/JPEG, PNG, GIF, TIF/TIFF

IMPORTANT! If your uploaded Terms and Conditions document file does not immediately appear above, please allow a few minutes for this system to finish processing your file. You might need to logout of the application and log back in for the document to appear.

The applicant and all legal guardians must sign the Terms and Conditions form. Use legal names (not nicknames) when signing the form. If there is a missing signature on the form or if a name does not match the name listed on the application, we will ask that you complete and submit a new form.

Save Changes

Recommendation Request - Recommendation

Deadline to Submit Recommendation

NSLI-Y: **Thursday 10 Nov 2022 4:00 PM** U.S. Eastern Time

FLEX Abroad/YES Abroad: **Wednesday 14 Dec 2022 4:00 PM** U.S. Eastern Time

A recommendation is an important part of your application and must be submitted online through the AIS Forms site. You may provide only one recommendation. When deciding whom to ask to write the recommendation, we suggest you consider the following:

- The recommendation should be completed by an adult not related to you and with whom you have engaged in the past 2 years and who knows you well. The individual can be a teacher, school counselor, school administrator, coach, youth organization leader or coordinator, employer, etc. For NSLI-Y, it is not required nor is it necessarily beneficial to ask a language teacher to complete the recommendation.
- Ask an adult who can best address your personal attributes, maturity, communication abilities, relationships with peers and teachers/supervisors/organizational leaders, and skills.
- Unless you are currently in the 9th grade, we strongly suggest that you avoid asking middle school teachers to complete this recommendation form.
- The letter of recommendation must be in English.
- It is not appropriate for a local or federal elected official to complete the recommendation unless this individual served as an employer or knows you in a personal capacity.
- The position or status of the recommender is not considered.
- If you or your recommender have trouble submitting the online recommendation, please contact highschoolstudyabroad@americancouncils.org.

It is your responsibility as an applicant to ensure that the recommendation is submitted.

Before You Request a Recommendation

- **Talk with your recommender** to determine if they are willing and able to provide this recommendation for you.

Document

Instructions

[Instructions for Your Recommender](#)

Download this instructions document and give it to your recommender. It explains how to submit the recommendation online.

- **Tell your recommender to expect an email** from **highschoolstudyabroad@americancouncils.org**. Suggest that your recommender add this address to their "safe" or "contacts" list so that the message does not go into a spam or junk mailbox. If they do not receive this email message, suggest that they check the spam or junk mailbox before contacting the program
- If your recommender gives you a "K12" address, you may want to ask them to provide an alternative email address to receive the recommendation request. "K12" addresses often block email messages from unknown sources, such as this application system.

When You Are Ready to Request a Recommendation

- **Provide the contact information** for your recommender below. **You must use English characters or you will be unable to request a recommendation.** The program will use that information to send your recommender an email message that contains a link to a secure, online recommendation form.
- Once you have entered complete and correct contact information for your recommender, a new button titled **"Request Recommendation"** will appear below your recommender's contact information.
- **Press the "Request Recommendation" button** to send the email notification to your recommender. A record of the dates you sent these messages will then appear below the contact information.

Warning! If you **change** your recommender's email address **after** sending their notification message, it will **cancel** your previous request and **disable** the secure link to your recommender's online form. It will also **erase** any online recommendation form that was already in progress **or** had already been submitted. So, be sure to consider this before changing the recommender's contact information. **An erased recommendation cannot be retrieved.**

Provide Your Recommender's Contact Information

Provide all the information requested below:

First Name

Last Name

Recommender Email Address

Recommender Telephone

Press the "Save Changes" button at the bottom of the page, and then press the "Request Recommendation" button that appears to send an email request to your recommender.

The box below will display the current status of the recommendation. You can monitor this status history box even after submitting your application. The stages are: Notification, Opened, Saved, Submitted.

Confidential Recommendation

Status History

Date	Activity Type	Recipient Email
------	---------------	-----------------

No status found.

After You Request a Recommendation

- **Confirm with your recommender** that they received the email message and can access the form.
- **If your recommender does not receive the email message**, first suggest they check the spam or junk mailbox. If they still cannot find it, only then come back to this page and press the "Request Recommendation" button again, to send another message.

Questions?

Contact program staff during business hours, 9:00 AM–5:00 PM U.S. Eastern Time, Monday–Friday, at:

Email: highschoolstudyabroad@americancouncils.org

Telephone: 800–380–6552 (toll free, USA only)

Save Changes

Statement Request - Parent/Legal Guardian Statement

Deadline to Submit Statement

NSLI-Y: **Thursday 10 Nov 2022 4:00 PM U.S. Eastern Time**

FLEX Abroad/YES Abroad: **Wednesday 14 Dec 2022 4:00 PM U.S. Eastern Time**

If you or your parent/guardian has trouble with the online statement, please contact highschoolstudyabroad@americancouncils.org

The Parent/Legal Guardian statement will be reviewed at the semi-finalist evaluation stage for the placement process. Submit this using the AIS Forms website. If a parent/legal guardian is unable to complete the statement, please contact highschoolstudyabroad@americancouncils.org.

It is your responsibility to ensure that the parent/legal guardian statement is received by the program.

Before You Request a Parent/Legal Guardian Statement

- **Talk with your parent/legal guardian** to determine whether they are willing and able to provide this statement for you. If your parent/legal guardian is not able to complete the statement in English, they can work with a family member or close family friend to translate the statement. Individuals who have help completing this statement should indicate who helped them in the written portion of the form. Applicants should not provide a translation for your parent/legal guardian. A Spanish translation may be available for parents who are not able to prepare the statement in English. Please contact highschoolstudyabroad@americancouncils.org for more information.

Document	Instructions
Instructions for Your Parent/Legal Guardian	Download and provide this instruction explaining to your parent/legal guardian how to submit the statement online.

- **Tell your parent/legal guardian to expect an email** from highschoolstudyabroad@americancouncils.org. Ask your parent/legal guardian to add this address to their "safe" or "contacts" list so that the message does

not go into a spam or junk mailbox. If they do not receive this email message, suggest that they check the spam or junk mailbox before contacting the program.

When You Are Ready to Request a Parent/Legal Guardian Statement

- **Provide the contact information** for your parent/legal guardian below. **You must use English characters or you will be unable to request a statement.** The program will use that information to send your parent/legal guardian an email message that contains a link to a secure, online statement form. First letters of first and last names must be capitalized.
- Once you have entered complete and correct contact information for your parent/legal guardian, a new button titled "**Request Statement**" will appear below your parent's/legal guardian's contact information.
- **Press the "Request Statement" button** to send the email notification to your parent/legal guardian. A record of the dates you sent these messages will then appear below the contact information.

Warning! If you **change** your parent's/legal guardian's email address **after** sending their notification message, it will **cancel** your previous request and **disable** the secure link to your parent's/legal guardian's online form. It will also **erase** any online statement form that was already in progress **or** had already been submitted. So, be sure to consider this before changing your parent/legal guardian contact information. **An erased statement cannot be retrieved.**

Provide Parent's/Legal Guardian's Contact Information

First Name

Last Name

Relationship to You

- Parent
- Stepparent
- Legal Guardian
- Other

Parent/Legal Guardian Email Address

Parent/Legal Guardian Telephone

Press the "Save Changes" button at the bottom of the page, and then press the "Request Statement" button that appears to send an email request to your parent/legal guardian.

The box below will display the current status of the parent statement. You can monitor this status history box even after submitting your application. The stages are: Notification, Opened, Saved, Submitted.

Parent/Legal Guardian Statement

Status History

Date	Activity Type	Recipient Email
------	---------------	-----------------

No status found.

After You Request a Parent/Legal Guardian Statement

- **Confirm with your parent/legal guardian** that they received the email message and can access the form.

- **If your parent/legal guardian does not receive the email message**, first suggest they check the spam or junk mailbox. If they still cannot find it, only then come back to this page and press the "Request Statement" button again, to send another message.
- **Be careful! If you change your parent's/legal guardian's email address** after sending the notification message, it will cancel your previous request and disable their link to the online form. It will also erase any online form that was already in progress or had already been submitted. An erased statement form cannot be retrieved.
- To see if your parent/guardian has started or submitted their statement form, periodically return to this page and check the "Status History" table above.

Questions?

Contact program staff during business hours, 9:00 AM–5:00 PM U.S. Eastern Time, Monday–Friday, at:

Email: highschoolstudyabroad@americancouncils.org

Telephone: 800–380–6552 (toll free, USA only)

Save Changes

Self-Introduction to Host Family and Instructors

You may be hosted by a family, and just as you are curious about your host family, school and instructors, they will be curious about you. Here is a chance to tell them about yourself in a letter. Below are questions you should address in your letter to communicate who you are and your motivation for applying to the program. Your letter must not exceed 500 words and must be written in English.

TIPS:

- *Prepare and save the host family letter and short essays in a word processing program, such as Microsoft® Word. You may copy and paste your essays into the spaces below.*
- *If you choose to type your essay directly into the form below, **be sure to press the "Save Changes" button at the bottom of this page often** to ensure that your work is not lost if you encounter a technical problem.*
- *Use the counter tool in this form to track the word character limits specified for some questions. Please note that this count may not be the same as counts indicated by Microsoft® Word or other word-processing tools.*

Questions that You Should Answer in Your Letter:

- **How would your family and friends describe your personality?**
- **How would you describe your relationship with your family and friends?** For example, what is your role in the family? In what types of situations do you seek advice from your family and friends?
- **What are your different roles in your community?** For example, what are your roles in school, sports, community activities, etc.?
- If selected for the program you will be part of a community and family, not a guest. Explain how you would adapt and **what would make you a unique addition to a family and community that will likely be different from your own?**
- **In what ways have you prepared for the challenges of the program experience?**
- **What is important to you? What motivates you?**
- **What are your education and career goals?**

Your letter will be part of your application and may be shared with your host family or instructors if you are selected. Consider formatting your response like an actual letter with a salutation and closing.

Your Letter:

0 words counted. Maximum of 500 words allowed.

Essays

IMPORTANT! Please answer Question 4 ("Choose the Program(s) you are applying to") in Section 1 (Program Selection) before proceeding to Essays.

Note the following:

- You **must** choose and answer a question for both essay 1 and essay 2.
- Essays must be written in English.

TIPS:

- *Stay within the maximum word count under each text box.*
- ***Prepare and save the host family letter and short essays in a word processing program, such as Microsoft® Word.** You may copy and paste your essays into the spaces below once you have completed them in a word processing program.*
- *If you choose to type your essay directly into the form below, **be sure to press the "Save Changes" button at the bottom of this page often** to ensure that your work is not lost if you encounter a technical problem.*

- *Use the counter tool in this form to track the word character limits specified for some questions. Please note that this count may not be the same as counts indicated by Microsoft® Word or other word-processing tools.*

Essay 1

1)
Choose one of these two topics for your first essay:

- (A) Describe a difficult situation you faced recently. What did you learn about yourself? Is there anything you would do differently? Why or why not?
- (B) Describe a situation where you worked hard but did not achieve your goal. What did you learn? Is there anything you would do differently? Why or why not?

Essay 2

This essay is only required for **academic year applicants**.

If you are applying **only for a NSLI-Y summer program**, please choose option C ("I am only applying for the NSLI-Y summer program.")

If you are applying for **NSLI-Y academic year, FLEX Abroad or YES Abroad** this essay is required.

2)
Choose one of these topics for your second essay:

- (A) Describe a recent time when you felt a teacher or another adult was wrong about something. How did you react? What did you do and why? What did you learn from this situation?
- (B) Sometimes we are leaders; other times we are followers. Describe a time when you had to be a good follower and accept someone else's leadership. What did you do and why? What did you learn from this situation?
- (C) I am only applying for the NSLI-Y summer program and no academic year programs. I understand that if I decide at a later date to apply for an academic year program (NSLI-Y Academic year or FLEX/YES Abroad) I must come back and answer this question.

Essay 3 (FLEX Abroad/YES Abroad)

3)
Choose one of these two topics for your third essay:

- (A) List and explain three (3) reasons why you want to participate in FLEX Abroad or YES Abroad.
- (B) Why is living in a FLEX Abroad or YES Abroad country important to you? What do you hope to learn from this experience? How will you share your experience and support the goals of the scholarship both at home and abroad? Be specific and give examples.

Essay 3 (NSLI-Y)

3)
Explain your choice of language(s). List and explain three (3) reasons why you want to participate in NSLI-Y.



0 words counted. Maximum of 300 words allowed.

[Save Changes](#)

Language Experience - Knowledge of Languages

1)
What is your native or first language?

- English
- Other

2)
What language(s) are spoken between you and your family at home?

3)
Have you studied or do you know any languages, other than English?

- Yes
- No

4)
Describe other language experience you have that is not covered above.



0 words counted. Maximum of 100 words allowed.

5)
Have you participated in a [STARTALK](#) language program?

- Yes
- No

[Save Changes](#)

Placement Information - Program or Country Preferences

You are applying for **FLEX Abroad 2023, NSLI-Y 2023, YES Abroad 2023**

If you would like to apply for other program(s), go to Section 1, Question 4 (Choose the Program(s)).

FLEX Abroad and YES Abroad Placement Information - Countries

Your application to FLEX Abroad and/or YES Abroad is to each program in general, and **not** to a specific host country. Applicants should be open to placement in **any** host country. Below we invite you to rank the available countries according to your level of interest. This is not a factor in the selection process, but it will be one of the factors considered when assigning finalists to a host country. Finalists will receive their country assignments when they are notified of acceptance to the program.

Host countries have varying country-specific program eligibility criteria. Finalists are placed in a host country for which they are eligible based on the information they provide in this application, including but not limited to age and grade level. High school graduates and those applicants who will be over 18 at the start of the program are advised that FLEX Abroad and YES Abroad participants in these demographics will generally be placed in classrooms with students one to two years younger.

Please note that while placements in Morocco and Senegal require French language skills, no language experience is required to be eligible for the FLEX Abroad and/or YES Abroad scholarships.

To learn more about FLEX Abroad and YES Abroad in each host country, please visit:

- FLEX: <https://www.discoverflex.org/flex-abroad>
- YES: www.yes-abroad.org/countries

Please note that FLEX Abroad and YES Abroad 2023-24 programs will commence between late June and mid-September, 2023.

YES Abroad

1)

Country Preference

Choose one

- I have no country preference and am open to placement in any country
- I do have a preference of countries and would like to rank them

FLEX Abroad

1)

Country Preference

Choose one

- I have no country preference and am open to placement in any country
- I do have a preference of countries and would like to rank them

NSLI-Y Placement Information - Program Preferences


Indicate your preferences for a NSLI-Y program language and duration. Language offerings are subject to change in consultation with the U.S. Department of State. Applicants may apply for up to two languages or program durations. Applicants may select the language(s) but may not indicate a host country preference.

Available Programs

Summer 2023	Academic Year 2023-24
To apply for one of these programs, your date of birth must be between July 10, 2004, and June 10, 2008	To apply for one of these programs, your date of birth must be between August 30, 2004, and June 30, 2008
<ul style="list-style-type: none">○ Arabic - Summer○ Chinese (Mandarin) - Summer○ Hindi - Summer○ Indonesian - Summer○ Korean - Summer○ Persian (Tajiki) - Summer○ Russian - Summer○ Turkish - Summer	<ul style="list-style-type: none">○ Arabic - Academic Year○ Chinese (Mandarin) - Academic Year○ Hindi - Academic Year○ Korean - Academic Year○ Russian - Academic Year○ Turkish - Academic Year

1)

Program Preferences

 Your selected preferences will appear in a chart below. You can change the ranking of your preferences by using the "up" or "down" buttons.

Your ranking number will appear in the first column with "1" indicating your first preference.

You can remove a preference by clicking the "delete" button.

- *Select your language and duration preference in the "Rank Your Preference" drop-down menu. Then, click the "Add" button. Repeat the action if you have a second preference.*
- *You **must** choose at least one preference. The second preference is optional.*
- *You **cannot** choose "Any Language - Academic Year" or "Any Language - Summer" as your first preference. **These options can be a second preference only.***

Indicate Your Preference:

Rank Your Preference	Language and Duration Preference	Actions
----------------------	----------------------------------	---------

NSLI-Y Language Experience - Self-Assessment of Language Preferences

NOTE: this section is only for NSLI-Y applicants. If you are only applying for FLEX Abroad and/or YES Abroad, go to Section 22 (Physical, Health, or Learning Accommodations).

You have indicated the following NSLI-Y language preferences:[†]

1st Language Preference and Duration: -

2nd Language Preference and Duration: -

[†] See Section 19: Placement Information - Program or Country Preferences

Prior language study is not required for application to the NSLI-Y program. NSLI-Y provides beginning, intermediate, and advanced language instruction. This information will assist us with assigning applicants to an appropriate level of language class in their NSLI-Y program.

Experience with 1st Language Choice:

Finalists who answered yes to 1a), 1b), 1c) and/or 1d) will be asked to complete a pre-program Oral Proficiency Interview (OPI) approximately one month before the start of the program.

1)
What is your experience with your 1st language choice?

1a)
Have you studied language in a formal classroom setting?

Yes

No

1b)
Have you studied independently?

Yes

No

1c)
Is spoken in your home?

Yes

No

1d)
Do you anticipate that you will participate in formal or significant self-study of between now and the anticipated program start?

Yes

No

NSLI-Y Previous Experience - International and Cultural Exchange Experience

NOTE: this section is only for NSLI-Y applicants. If you are only applying for FLEX Abroad and/or YES Abroad, go to Section 22 (Physical, Health, or Learning Accommodations).

1)
Have you previously participated in an overseas NSLI-Y Program?

Yes

No

2)
Have you participated in Virtual NSLI-Y, the NSLI-Y Virtual Summer Intensive (VSI), or a Virtual NSLI-Y Academic Year program?

Yes

No

Save Changes

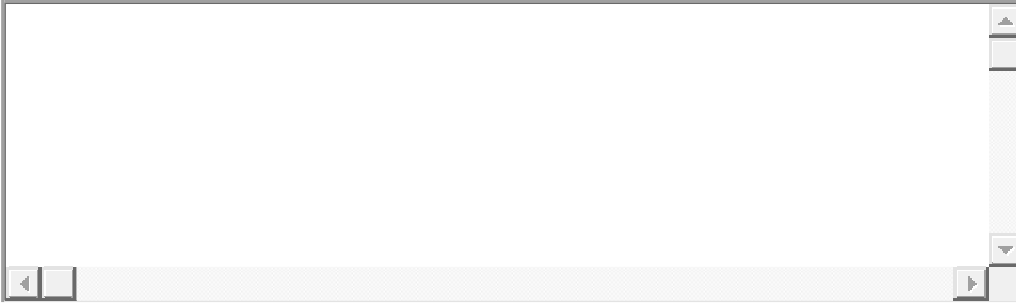
Placement Information - Physical, Health, or Learning Accommodations

While NSLI-Y, FLEX Abroad, and YES Abroad are invaluable experiences and a time of tremendous growth for participants, it is important for candidates and their families to understand that these programs are emotionally and physically demanding. One result of being immersed in a different culture and placed in an unfamiliar environment is increased emotional and physical stress.

Collecting this preliminary information facilitates program placement should you be selected as a finalist for the program. Program staff aim to place finalists in locations that may be better able to support accommodations. **NSLI-Y, FLEX Abroad, and YES Abroad cannot guarantee fulfillment of all accommodation requests.** Your responses will be helpful in the placement process. Please be as thorough and honest as possible.

1)

Please provide details about any accommodations or ongoing care you may require for program staff to consider when identifying a placement in a host location, family, or school. The programs cannot guarantee all requests but aim to identify appropriate placements with more opportunity to accommodate a participant's needs.



0 words counted. Maximum of 150 words allowed.

Host Family Placement Restrictions

2)

Do you have any allergies? Do not include seasonal allergies.

Choose one

Yes

No

3)

What pets or other animals can you NOT live with?

Check all that apply

Cats-Indoors

Cats-Outdoors

Dogs-Indoors

Dogs-Outdoors

Other Pets/Animals

I have NO pet or animal restrictions.

4)

Cigarette smoke is prevalent in some host countries. It may be difficult to find a non-smoking host family in some cultures. Is there a medical reason why you cannot be placed in a host family with one or more family members who smoke?

Choose one

Yes

No

5)

Is there anything you do not eat or drink for medical, religious, or self-imposed reasons?

Choose one

Yes

No

Save Changes

Statistical Information

The responses in this section are optional and not considered in the selection process. This information is helpful for us as we aim to know we reach diverse applicants and will not impact the evaluation of your application.

1)

What is your race or ethnicity?

Check all that apply

American Indian or Alaska Native

Asian

Black or African American

Hispanic or Latinx

Native Hawaiian or Pacific Islander

Middle Eastern or North African

White

Some other race

I do not wish to respond

2)

Do you have a disability?

Yes

No

I decline to state

3)

What is your household's annual income?

4)

Do you qualify for the [National School Lunch Program](#)?

Yes

No

5)

What type of school do you attend?

6)
How would you classify the area where you live?

7)
How did you learn about the NSLI-Y, FLEX Abroad or YES Abroad program?

Check all that apply

- Brochure
- Club/Youth Organization (4-H, Boys and Girls Clubs, Church Groups, Scouts, etc.)
- Counselor (at school or elsewhere)
- Email
- Exchange Organizations
- Participant on a U.S. Department of State exchange program to the U.S. (e.g. CBYX, FLEX or YES)
- Alum of a U.S. Department of State overseas exchange program (e.g. CBYX, NSLI-Y, FLEX Abroad, or YES Abroad)
- Family Member
- Festival
- Honors Society
- Host Family
- Internet Search or Advertisement
- Media: Magazine, Newspaper, Radio, TV
- Poster
- Social media advertisement or post; Post from a friend
- State Department presentation
- STARTALK
- Teacher
- Other

8)
Make intercultural learning a family experience by hosting a U.S. Department of State-sponsored international exchange student. Would your family like to receive information about this unique opportunity?

- Yes
- No

Save Changes

Review and Submit

Application Deadline

NSLI-Y: **Thursday 03 Nov 2022 4:00 PM U.S. Eastern Time**

FLEX Abroad/YES Abroad: **Wednesday 07 Dec 2022 4:00 PM U.S. Eastern Time**



NSLI
FOR YOUTH
Scholarships to Study
Language Abroad

Certification

1)

I certify that:

- I completed this application and the written portions are my own work;
- Everything in this application is complete and true to the best of my knowledge;
- I understand that acceptance to the NSLI-Y or FLEX/YES Abroad program is not a guarantee that personal, religious, or health placement requests included in my application or parent/legal guardian statement can or will be honored;
- I understand that I must comply with the program [Terms and Conditions](#)
- I understand that by submitting my application, I am agreeing to apply for a competitive scholarship;
- I understand that American Councils and the U.S. Department of State will not discuss individual determinations about the application review; and
- I understand that my application does not guarantee the offer of a scholarship:

Select one:

Yes

No

2)

Certified and Agreed by:

Type your name

Final Review of Application

Before you submit your application, please be sure to review all sections. Make sure you have answered all the questions and required fields, and that you are satisfied with your responses.

Once you submit your application for a given program, you will no longer be able to make changes to any section of the application for that program. You will be able to return to the application to edit your answers for other programs you wish to apply to.

If you are not ready to submit your application, press any "Save Changes" button in the application forms and log out of the system. You will be able to log in at any time thereafter, until the application deadline, and continue to complete or edit your application.

Submit Your Application

If you are ready to submit your application for a given program, press the "Submit Your Application" button below for the program that you wish to submit the application for. After submitting for one program, you may go back and edit your written responses before submitting for another. If you do not click the "Submit Your Application" button, your application materials will not be reviewed by the selection committee. If your submission is successful, you will receive a confirmation email. Make sure to submit the application for each program that you wish to apply for.

If you have left any required questions unanswered, you will receive an error message at the top of this page after you press the "Submit Your Application" button and your application will not be accepted. You may then return to your application and enter any missing information, and then attempt to re-submit your application.

Questions?

Contact program staff during business hours, 9:00 AM–5:00 PM U.S. Eastern Time, Monday–Friday, at:

Email: highschoolstudyabroad@americancouncils.org

Telephone: 800–380–6552 (toll free, USA only)

You are applying for **FLEX Abroad 2023, NSLI-Y 2023, YES Abroad 2023**

If you would like to apply for other program(s), go to Section 1, Question 4 (Choose the Program(s)).

Save Changes

Description	Reference code	Status
NSLI-Y 2023 Application for High School Students in the USA	RRGA8415	Submit Your Application
FLEX Abroad 2023 Application for High School Students in the USA	UXHQ1393	Submit Your Application
YES Abroad 2023 Application for High School Students in the USA	HGGY3534	Submit Your Application